

IN FACT

Exploring Parents' Educational Choices

Variety Among Schools Means Parents Must Do Their Homework

Since 1989 low-income parents in Milwaukee have had the opportunity to participate in the Milwaukee Parental Choice Program (MPCP), in which the state provides a voucher to be used as tuition at participating private schools. Parents who want to participate in the program carry the burden of researching and gathering information about the schools. With the expansion of the program in 1998 to include religious schools, parents had more than 80 schools to choose from. The Public Policy Forum seeks to help parents explore and evaluate their schooling options.

How to Use this Document

Because the Forum saw a need for easily accessible information, we have developed this *IN FACT* as the first phase in what we hope will become one-stop shopping for parents and others interested in school choice. This document is intended to be used as a tool to learn about participating choice schools. Parents and others may then use the contact information for each school to call or visit the schools they are most interested in. For example, a parent seeking a Lutheran school can find all such schools that participate in MPCP and then contact those schools with the parent's desired characteristics.

A Word of Caution

This *IN FACT* contains information about the schools that participated in MPCP in the 1998-1999 school year. This information is accurate for that school year only. For instance, a school which served grades K through 3 in 1998-1999 might expand to include grade 4 in 1999-2000. Parents should confirm all information in this document when contacting individual schools.

Sources of Information

The Public Policy Forum collected information from each school, the Archdiocese of Milwaukee, the Department of Public Instruction (DPI), Partners Advancing Values in Education (PAVE), and the Empowering Parents for Informed Choices (EPIC) website. We spent over 160 hours contacting schools to gather this information. Gaps in the data result from schools declining our requests for information.

Interesting Facts

- **Location**—Most of the private schools that participate in MPCP are located on the near North and South sides. The next largest concentration of schools is in the Northwest section of the city.
- **Concentration of Attendance**—Fifty percent of students participating in MPCP attend 17 of the 86 schools.
- **School Size**—The participating schools vary in size from a high school with 1,500 students to a grade school with 11 students. The size of teaching staffs varies from 90 teachers to 1 teacher.
- **Grades Served**—Of the 86 schools participating in MPCP, 52 serve grades kindergarten through 8. Seven schools serve exclusively high school students. Three schools enroll only kindergartners.
- **Religious Affiliation**—In the first year of religious school participation in MPCP, 60 religious schools joined the program. The vast majority of these schools identify with Christian denominations, including 41 Catholic and 10 Lutheran schools. Two Muslim schools and one Jewish Orthodox school participate.
- **Years in Existence**—Twenty-three schools were founded in this decade and 10 were founded prior to 1899. Six schools did not exist before 1998. The oldest school was founded in 1857.
- **Years in MPCP**—In 1998-1999 there were 66 more schools participating in MPCP than the previous school year. This large increase is due to religious schools' new ability to participate in MPCP. Six of the current non-sectarian schools have been with the program since its inception in 1990.
- **Tuition**—The tuition charged by MPCP schools to their non-MPCP students ranges from a high of \$6,100 to a low of \$0. The average tuition is \$2,050. About a third of the schools charge a different tuition rate to students who are not parishioners or members. This rate averaged \$2,324.

Choice Participants by School and Grade

School Name	K4/K5	1-5	6-8	9-12	Total
Agape Center	37	66	2	0	105
Believers in Christ	24	83	22	0	129
Blessed Sacrament	0	9	6	0	15
Blessed Trinity	37	86	45	0	168
Blyden Delany	0	13	16	0	29
Bruce Guadalupe	1	6	3	0	10
Catholic East	9	57	27	0	93
Ceria M. Travis	0	5	43	6	54
Christ Memorial Luth.	6	22	9	0	37
Clara Muhammad	9	38	14	0	61
Community Vision	21	9	0	0	30
Corpus Christi School	11	37	17	0	65
Divine Sav. Holy Ang.	0	0	0	3	3
Early View Academy	34	62	0	0	96
Emmaus Lutheran	23	51	13	0	90
Family Academy	25	12	0	0	37
Family Montessori	18	8	0	0	26
Gospel Lutheran	9	47	15	0	71
Gray's Center	24	20	0	0	44
Harambee	65	157	25	0	247
Hickman's Academy	64	17	0	0	81
Holy Redeemer	65	151	43	0	259
Holy Spirit School	0	7	0	19	26
Immaculate Concept.	7	20	11	0	38
Keal Preparatory	6	3	0	0	9
Lakeshore Montessori	9	0	0	0	9
Learning Enterprise	0	0	0	74	74
Louis Tucker	26	22	0	0	48
Lutheran Special	0	4	5	0	9
Marquette Univ. H.S.	0	0	0	11	11
Marva Collins	71	87	0	0	158
Medgar Evers	8	23	11	5	47
Messmer High School	0	0	0	154	154
Milwaukee	6	11	0	0	17
Montessori					
Milwaukee	24	6	0	0	30
Multicultural					
Mother of Good	22	49	17	0	88
Counsel					
Mount Calvary	20	68	24	0	112
Lutheran					
Nazareth Lutheran	2	9	0	0	11
N. Milwaukee	0	4	3	0	7
Christian					
Notre Dame Middle	0	13	32	0	45
Oklahoma Avenue	3	8	3	0	14
Our Lady of Good	7	18	6	0	31
Hope					
Our Lady of Sorrows	6	35	18	0	59
Our Lady Queen	4	34	9	0	47
Peace					
Parklawn Christian	10	8	0	0	18
Pius XI High School	0	0	0	28	28
Resurrection Catholic	30	76	39	0	145

School Name	K4/K5	1-5	6-8	9-12	Total
Salam School	43	71	9	0	123
Seeds of Health-	0	0	0	15	15
Grandview High					
Seeds of Health-	64	0	0	0	64
Hill Top					
Seeds of Health-	6	14	0	0	20
Windlake Elementary					
Sherman Park	32	0	0	0	32
Sharon Junior Academy	11	22	10	0	43
St. Adalbert School	36	98	46	0	180
St. Alexander School	0	12	6	0	18
St. Anthony School	29	113	42	0	184
St. Augustine School	1	9	6	0	16
St. Barbara Grade	12	19	0	0	31
St. Bernadette School	6	19	12	0	37
St. Catherine of	10	31	10	0	56
Alexandria					
St. Catherine	33	72	25	0	130
St. Helen Grade	6	13	10	0	29
St. Joan Antida High	0	0	0	95	95
St. John Kanty	18	32	9	0	59
St. Josaphat	12	54	26	0	92
St. Lawrence Grade	33	38	0	0	71
St. Leo Catholic	41	113	41	0	195
St. Marcus Evang. Luth.	15	34	15	0	64
St. Margaret Mary	12	27	8	0	47
St. Martini Lutheran	26	54	24	0	104
St. Matthew School	0	24	28	0	52
St. Paul's Catholic	0	10	2	0	12
St. Peter Immanuel	7	28	12	0	47
St. Philip Neri	17	73	29	0	119
St. Roman Grade	2	14	6	0	22
St. Rose Catholic	36	101	39	0	176
St. Sebastian School	13	37	14	0	64
St. Veronica School	2	7	4	0	13
St. Vincent Palloti-E	5	11	0	0	16
St. Vincent Pallotti-W	2	10	8	0	20
Tamarack Community	22	43	2	0	67
Texas Bufkin	7	21	12	0	40
Woodson Academy	51	103	42	0	196
Urban Day School	40	283	78	0	401
Woodlands School	11	36	12	0	59
Yeshiva Elementary	32	34	10	0	76

Grades Served

The vast majority of MPCP students are currently elementary students, because most participating MPCP schools serve the elementary grades. The lesser number of participating high schools limits the ability of high school students to participate. Ten schools have 9th through 12th grade students. Of the choice students, 410 or 6.7%, were in 9-12th grade.

Three schools serve only kindergartners, seven schools serve only high schoolers and two schools serve grades 5 through 8. Of the rest, 39 are four-year-old kindergarten through grade 8 and 13 are five-year-old kindergarten through grade 8. One school is kindergarten through 12. This school, Medgar Evers Academy, has five choice students in grades 9-12, 11 choice students in grades 6-8, 23 students in grades 1-5 and 8 choice students in kindergarten. Many schools intend to add grades as current students progress and enrollment grows.

PAVE Students

The Partners Advancing Values in Education (PAVE) scholarship program was created in the summer of 1992 to provide financial assistance to low-income families residing in the Milwaukee metropolitan area who chose to enroll their children in private elementary and/or secondary schools. The scholarships cover half of the school's annual tuition; the family is responsible for the rest. To be eligible for the program, families must meet the same criteria established in the Milwaukee Parental Choice Program.

Fifty-five MPCP schools have PAVE scholarship students. In the 1998-1999 school year there were 541 total PAVE students in MPCP schools. Forty-three percent of the PAVE scholarship students attend one of three schools. All of these three schools served only high schoolers in the 1998-1999 school year. The highest number of PAVE students, 92, attend Pius XI High School. The next largest number of PAVE students, 88, attend St. Joan Antida High School. This is followed by Messmer High School with 50 PAVE scholarship students.

MPCP schools with PAVE scholarship recipients have on average approximately 9.8 PAVE students. On average PAVE scholarship students represent less than 3% of total school enrollment. At St. Joan Antida High School 22% of enrolled students are PAVE recipients.

School Name	PAVE students	Percent Enrollment
Agape Center of Academic Excellence	1	0.98%
Believers in Christ Christian Academy	24	9.30%
Blessed Sacrament School	2	1.00%
Blessed Trinity Catholic School	3	1.49%
Catholic East Elementary	9	4.86%
Christ Memorial Lutheran	2	1.74%
Clara Muhammad School	4	5.71%
Corpus Christi School	4	2.90%
Divine Savior Holy Angels	12	2.38%
Early View Academy of Excellence	2	1.94%
Emmanuel Lutheran School	1	0.93%
Gospel Lutheran School	5	5.00%
Harambee Community School	2	0.56%
Holy Spirit School	2	3.33%
Immaculate Conception School	1	0.56%
Lutheran Special School	1	3.85%
Marquette University High School	28	2.86%
Messmer High School	50	13.89%
Milwaukee Montessori School	2	0.66%
Mother of Good Counsel	19	4.19%
Mount Calvary Lutheran School	7	3.65%
Notre Dame Middle School	2	3.23%
Oklahoma Avenue Lutheran School	1	1.28%
Our Lady of Good Hope	2	1.06%
Our Lady of Sorrows School	7	4.29%
Our Lady Queen of Peace	4	1.74%
Pius XI High School	92	6.10%
Resurrection Catholic Academy	10	4.18%
Salam School	14	16.28%
St. Adalbert School	11	5.24%
St. Alexander School	3	1.94%
St. Anthony School	14	5.11%
St. Augustine School	2	1.82%
St. Barbara Grade School	2	2.74%
St. Bernadette School	8	3.72%
St. Catherine of Alexandria	2	1.10%
St. Catherine School	2	1.10%
St. Helen Grade School	1	0.73%
St. Joan Antida High School	88	22.34%
St. John Kanty School	6	3.64%
St. Josaphat Parish School	5	2.89%
St. Leo Catholic Urban Academy	10	4.26%
St. Marcus Evangelical Lutheran School	5	5.21%
St. Margaret Mary School	4	0.92%
St. Matthew School	8	7.27%
St. Peter Immanuel Lutheran School	6	2.31%
St. Philip Neri Catholic School	7	3.55%
St. Roman Grade School	5	1.10%
St. Rose Catholic Academy	6	2.86%
St. Sebastian School	8	1.79%
St. Veronica School	2	0.48%
St. Vincent Pallotti West	3	1.50%
Urban Day School	10	2.01%
Woodlands School	2	0.85%
Yeshiva Elementary School	8	4.68%

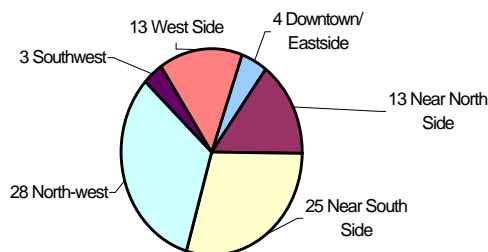
Location of MPCP Schools

The 86 schools that participated in MPCP in the 1998-1999 school year are, for the most part, concentrated in the central city, with 13 on the near North side and 25 on the near South side.

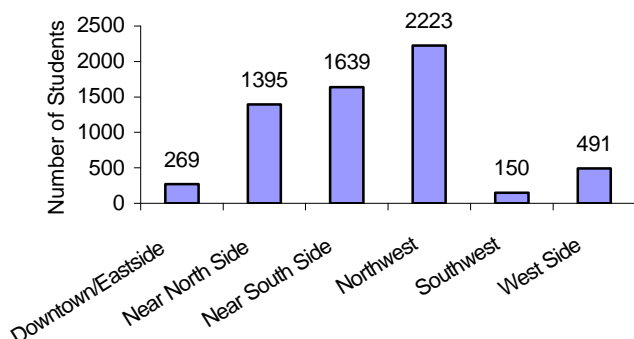
Although Catholic schools can be found in every region, most are located on the near South Side, which has 17 Catholic schools, and the Northwest, which has 12 Catholic schools. The secular schools are dispersed throughout the city, as are the Lutheran schools.

MPCP student enrollment in each area mirrors the concentration of schools in these areas, as would be expected. Since the school-aged population of Milwaukee is also more heavily concentrated in these areas, the location of these schools may help ease the distance traveled to school for some students. Because there is no publicly available data at this time regarding the location of student households, no conclusions can be drawn about whether MPCP students are attending their own neighborhood private schools.

Number of Schools by Area of Location



MPCP Student Enrollment by School Location



Concentration of Attendance

Although parents had 86 MPCP schools to choose from in 1998-1999, most parents chose one of 17 schools, resulting in 50% of MPCP students attending only 19% of MPCP schools. Ten schools enrolled 36% of all MPCP students.

The school with the largest MPCP enrollment, Urban Day School, has over 400 choice students, while the smallest MPCP enrollment is 3 choice students at

Ten Schools with Largest MPCP Enrollment

School	MPCP Enrollment
Urban Day School	401
Holy Redeemer Christian Academy	259
Harambee Community School	247
The Woodson Academy	196
St. Leo Catholic Urban Academy	195
St. Anthony School	184
St. Adalbert School	180
St. Rose Catholic Academy	176
Blessed Trinity Catholic School	168
Marva Collins Preparatory School	158

Divine Savior Holy Angels High School. The average MPCP enrollment across all schools is about 69 MPCP students. The average total enrollment across all schools is 201 total students.

Seven schools have enrollments that are 100% MPCP and 12 total schools have enrollments over 90% MPCP. There are 22 schools with student bodies having less than 20% MPCP students. The majority of schools have less than 50% MPCP participation.

Of the schools with more than 90% MPCP participation, 83% are located on the near North Side or Northwest, 75% are not religious, and 58% participated in MPCP for the first time in 1998. At least 7 of these 12 schools are less than two years old. In contrast, of the schools with less than 20% MPCP participation, 23% are located in the north, 19% are secular, and 82% are first-year MPCP participants. The average age of these schools is 56 years.

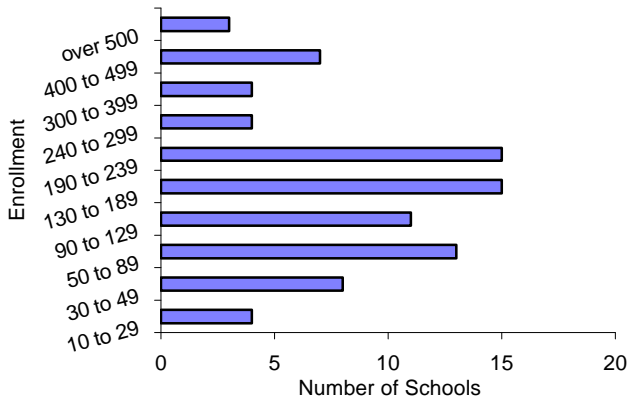
Schools with more than 90% MPCP Participation

School	Enrollment		%
Agape Center of Academic Excellence	105	105	100.0%
Sharon Junior Academy	43	43	100.0%
Seeds of Health-Hill Top	64	64	100.0%
Milwaukee Multicultural Academy	30	30	100.0%
Louis Tucker Academy	48	48	100.0%
Hickman's Academy Preparatory	81	81	100.0%
Blyden Delany Academy	29	29	100.0%
Family Academy	38	37	97.4%
Texas Bufkin Academy	42	40	95.2%
Early View Academy of Excellence	103	96	93.2%
Ceria M. Travis Academy	59	54	91.5%
Holy Redeemer Christian Academy	286	259	90.6%

School Size

Private schools participating in MPCP vary in size from a high school with 1,500 students, Pius XI, to a school with 11 students in grades K through 2, Keal Preparatory. The average school size is 201 students.

Number of Schools by Size

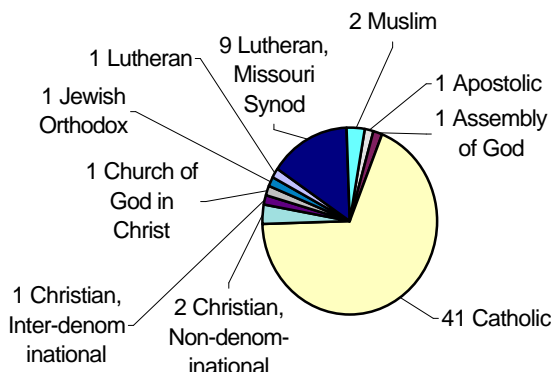


Another indicator of school size is the number of teachers, although this is a more cautious measure because a school may employ numerous paraprofessionals, teachers' aids, or parent volunteers. The school with 90 teachers, the largest teaching staff, is also the school with the largest enrollment, Pius XI High School. One school employs a single teacher, which is a small school serving only kindergartners, Lakeshore Montessori. The average teaching staff of schools providing this information is 12 teachers. The average ratio of teachers to enrolled students is 1 to 17.

Religious Affiliation

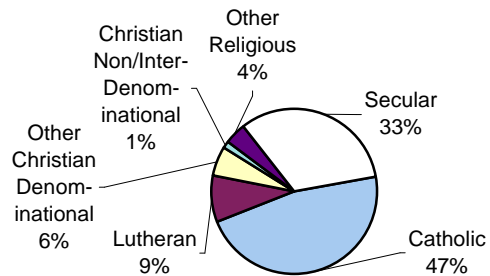
Sixty of the 86 participating schools characterize themselves as religious, while the remaining 26 are non-sectarian. Denominational affiliation is defined by each school. Of the religious schools, the majority, 41, are Catholic. The next most represented denomination is Lutheran with 10 schools, 9 of which are affiliated with the Missouri Synod. A few schools are either non- or inter-denominational Christian schools. In addition, 2 schools have Muslim affiliations and one is Jewish Orthodox.

Number of Religious Schools by Denomination



MPCP students attending secular schools make-up 33% of the total MPCP student population; the other 67% attend a religious school. Catholic schools enroll 47% of all MPCP students, more than any other religion.

Where MPCP Students Attend School



Years in Existence

The ages of the participating schools vary widely. Twenty-three schools were founded in the 1990's, 8 of these in the last two years. 51 schools have been in existence since the 1950's, and 10 were founded prior to 1899. The oldest school, Marquette University High School, was founded in 1857. Six schools were founded in 1998. Five Catholic schools' ages are unknown.

Years Participating in MPCP

MPCP has been in existence since 1989. However, religious schools could not participate until the 1998-1999 school year; therefore, the majority of current MPCP schools have been participants for one year. Six non-sectarian schools have been a part of the program for the entire nine years.

Tuition

Schools participating in MPCP cannot charge MPCP students tuition in excess of the amount of the state voucher. However, these schools may charge other students tuition, and many of them do so.

Member or parishioner tuition rates differ among schools, from a high of \$6,100 at Hickman's Academy Preparatory School, to a low of \$0 at five schools, three of which are also partnership schools with MPS. In addition, five schools vary their tuition rates based on factors such as family income or grade level. Of the remaining schools for which tuition information was provided, the average cost of regular tuition is \$2,050.

For the 33 schools which charge a different tuition rate for non-members or non-parishioners, most increase their regular tuition by a couple hundred dollars, while a few double their regular tuition. The average increase in regular tuition for non-members is \$745. The average non-member tuition across all schools is \$2324.

New Schools for 1999-2000

The table below shows the new schools indicating an intent to participate in MPCP in the 1999-2000 school

year. The information in the table is from the Department of Public Instruction. Three of the schools are the result of the merging of three pairs of parish schools. One school is currently a city charter school.

School Name	School Address	Zip	Head Staff Member	Phone Number	Grades Served
Academic Solutions Center for Learning	3295 N. Martin Luther King Jr. Dr.	53212	Mary Brown	414-372-2660	7-9
Alex's Academy of Excellence	3133 W. Mount Vernon St.	53208	Dianne Anthony	414-817-5629	K-5
AppleCrest Academy			G. Annette Hardy	414-873-6050	K-3
Beautiful Savior Lutheran School	3012 N. Horton St.	53212	Thomas Flunker	414-263-7614	K-8
Bridging the Gap Learning Center	1017 N. 17th St.	53233	Robert Byrd Jr.	414-933-0177	K-3
Hines College Preparatory Academy of Excellence	8605 W. Good Hope Rd.	53224	Barbara Horton	414-760-2332 ext. 800	K-2
Eastbrook Academy	5353 N. Green Bay Ave.	53209	Julie Loomis	414-228-7905	K-2
Gregory B. Flood Christian Academy	4260 N. Teutonia Ave.	53209	Geraldine Sheets Howard	414-445-2189	K-5
Imani Academy ¹	5249 N. 35th St.	53209	Nancy Weber	414-461-1550	K-6
Khamit Institute ²	4714 W. Fond du Lac Ave.	53216	Yakini Shabaka	414-445-0602	K-8
Kindergarten Plus			Synovia Youngblood	414-873-6050	K
King's Academy Christian School	7750 N. 60th St.	53223	Marilynn McVicker	414-371-5000	K-1
Milwaukee Advantage Academy			Alexis Browning	877-800-9026	K-3
New Generation School	5401 N. 76th St.	53218	Denise Lockhart	414-464-0202	K-3
Prince of Peace/Principe de Paz School ³	1418 S. Layton Blvd.	53215	Sr. Joan Brede	414-645-4922	K-8
St. Charles Borromeo School	3100 W. Parnell Ave.	53221	Yolande Lasky	414-282-0767	K-8
St. Elizabeth Ann Seton Academy	1051 E. Russell	53207	Sr. Sue Felice	414-769-2485	K-8
St. Gregory the Great School	3132 S. 63rd St.	53219	Sandra Duffy	414-321-1350	K-8
St. Rafael the Archangel School ⁴	2251 S. 31st St.	53215	Carolyn Ettl	414-645-1300	K-8
Triumph Academy	2222 N. 6th St.	53212	Rev. Lettarue Buck	414-263-3331	K-3
Victory Preparatory Academy	3132 N. Martin Luther King Jr. Dr.	53212	Jonathon Saffold	414-264-3132	K-2

¹Imani Academy was formed when Immaculate Conception School, 1051 E. Russell Ave., merged with St. Augustine Grade School, 2507 S. Graham St.

²Khamit Institute is currently operating as a charter school under the sponsorship of the City of Milwaukee.

³Prince of Peace/Principe de Paz School was formed when St. Lawrence Grade School, 1418 S. Layton Blvd., merged with St. Mathew Grade School, 1114 S. 25th St.

⁴St. Rafael the Archangel School was formed when St. Barbara Grade School, 2075 S. 32nd St., merged with Holy Spirit School, 2251 S. 31st St.

Research for this *IN FACT* was funded by grants from the Joyce Foundation of Chicago and the Richard and Ethel Herzfeld Foundation of Milwaukee, as the second in a series of reports constituting a three-year evaluation of the various parental option programs and their effect on public schooling in Wisconsin.

The first report in this series, *IN FACT: More Choice for Parents Has Not Reduced MPS Aid*, was released on April 30, 1999. Future reports will be released periodically, as the research is completed.

Please watch for the next report in the Public Policy Forum's series on educational reform.

Has Chapter 220 Met Its Goals?

A look at the legislative goals for the Chapter 220 program and an analysis of whether the program has met those goals.